

Facit till **HAPPY** Workbook Year 6

## Unit 1 – They Came First

## First Things First

1 –

2 –

värld – world

upptäcktsresa – expedition

flotta – fleet

besättning – crew

på egen hand – solo

komma i mål – finish

genom att följa – following

ekvator – equator

cykel – bicycle

paddla – paddle

kanot – canoe

3A

arrive arrived arrived

finish finished finished

return returned returned

die died died

talk talked talked

walk walked walked

want wanted wanted

3B

Magellan seglade runt världen.

Mr Craig ställde en fråga till Adam.

Han kallades Mike Horn.

Jag vill vara den förste.

Robin Knox Johnston har seglat på egen hand.

- 4**
1. Magellan didn't sail alone.
  2. I did go to the movie.
  3. Vijay didn't come first.
  4. I did do my homework yesterday.
  5. Mr. Craig didn't understand.
  6. We did visit London last summer.

- 5A**
- founded
  - created
  - used
  - expanded
  - opened
  - placed
  - used
  - needed
  - logged

**5B –**

**6A –**

**6B –**

**Unit 1 - They came first****Mom, I'm on top of the world**

1 –

- 2            berg – mountain
- över havsnivå – above sea level
- basläger – base camp
- så snart som möjligt – as soon as possible
- börja – begin
- började – began
- krama varandra – hug each other
- frö – seed
- stolthet – pride
- fantastisk prestation – amazing achievement
- kontinent – continent
- inspiration – inspiration
- enligt – according to
- kloster – monastery

- 3A           Wrong
- Wrong
- Not in the text
- Right
- Wrong
- Right
- Not in the text
- Right

**3B**

1. Jordan Romero is thirteen years old.
2. Mount Everest is 8,848 meters above sea level.
3. Jordan climbed Mount Everest with his father, his father's girlfriend and three Sherpa guides.

**4 –**

Unit 1 – They came first

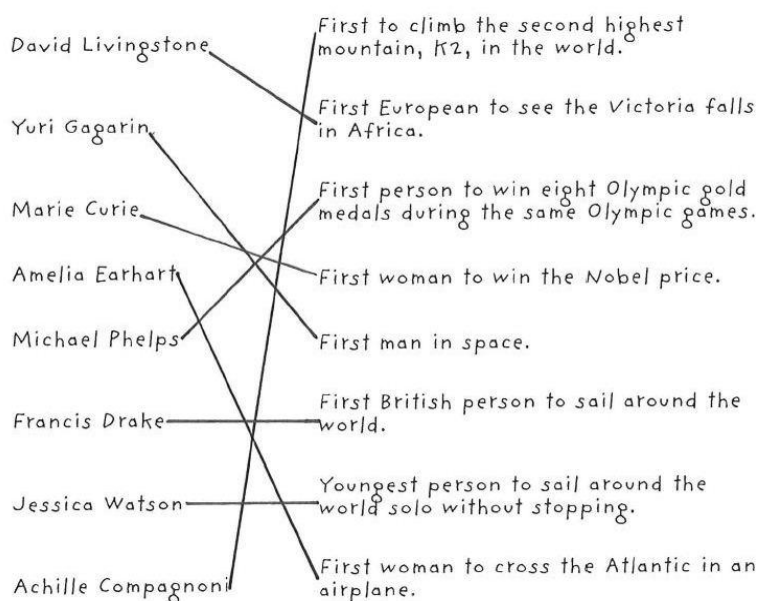
Scott of the Antarctic

1 –

2 –

3A –

3B



**Unit 2 – Superheroes****Sid – the Super Artist**

1 –

- 2           utmattad – exhausted
- titta (på) – watch
- rädda – rescue
- massförstörelse – mass destruction
- spetsiga – pointed
- hota – threaten
- serietidning – comic
- rand – stripe
- superkraft – superpower
- riktig, verklig – real
- spännande – exciting
- fattig, stackars – poor
- klo – claw

**3A**           3:e temaformen, perfekt particip

**3B** –

<b>3C</b>	sit	sat	sat
	light	lit	lit
	keep	kept	kept
	buy	bought	bought
	forget	forgot	forgotten
	draw	drew	drawn
	fly	flew	flown
	read	read	read
	pay	paid	paid
	sleep	slept	slept

**3D –**

**4A**

true

false

true

true

true

false

true

false

**4B –**

**5 –**

**Unit 2 – Superheroes****The diary of a Superhero****1 –****2A**

BIN

SHINE

GOOD DEED

ESPECIALLY

BOBBLE HAT

HANDLE

DEAF

DREADFUL

BOBBLE

RESCUE

TRUNK

FIRE ENGINE

FRONT DOOR

**2B**

1. Idag blev jag en superhjälte.
2. Solen sken utanför mitt fönster.
3. När jag stängde ytterdörren så jag Mrs. Cartwright.
4. Bobby väsnades fruktansvärt. (Bobby förde ett fruktansvärt oväsen.)
5. Brandbilen kom och hjälpte mig ner från trädet.

**3A –****3B –**



4

**Across:**

- 4. BELT
- 5. SUPERPOWERS
- 6. SUPERHERO
- 8. CAPE
- 9. INVISIBLE
- 10. FLY
- 11. VILLAIN

**Down:**

- 1. INDESTRUCTIBLE
- 2. RADIO ACTIVE
- 3. COSTUME
- 4. BOOTS
- 5. STRONG
- 7. MASK
- 8. COLOURFUL

Unit 2 – Superheroes

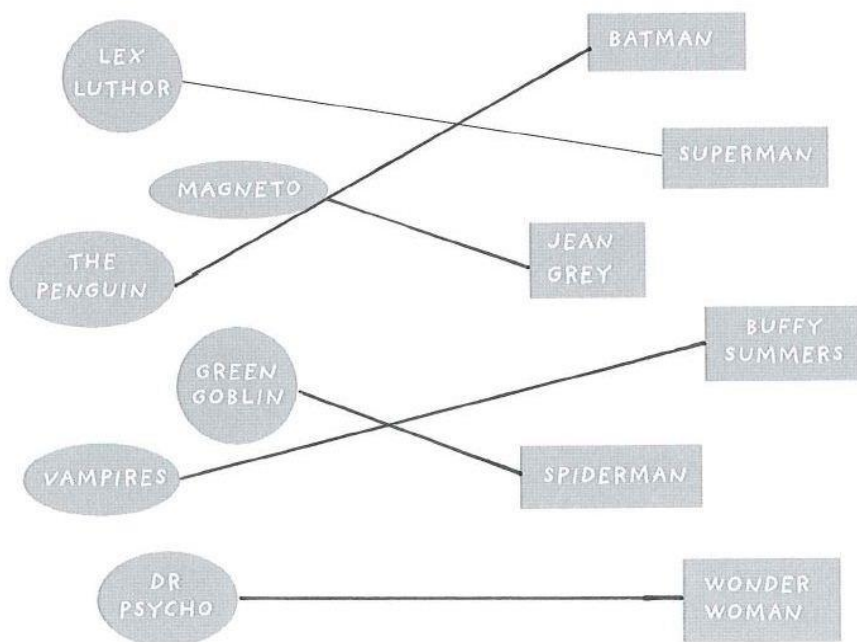
Guide to Superheroines

1 –

- 2
1. tribe
  2. torn apart
  3. ordinary
  4. slayer, graveyard
  5. increased strength, agility
  6. apocalypse
  7. telepathic, possesses
  8. adventure
  9. mercenary

2B –

3



**Unit 3 – South Africa****Changing Children's Lives**

1 –

2A –

2B        talking  
             walking  
             driving  
             swimming  
             singing  
             shining  
             eating

2C        1. Mum is driving our car.  
             2. They are playing cards.  
             3. She is teaching children.

3         vän till mig – friend of mine  
             barnhem – orphanage  
             för tillfället – at the moment  
             verkligen svårt – really hard  
             del – part  
             fortfarande – still  
             förändra – change  
             vuxna – grown-up  
             lägenhet – apartment  
             hålla sig i form – keep fit  
             bry sig om – mind

värt – worth

skratt – laughter

4 –

5

bushes

children

men

feet

stories

churches

buses

moments

mice

sheep

6

1. a – 1994

2. b – FIFA World cup in 2010

3. a – Cape Town, Pretoria, Bloemfontein

4. a – Johannesburg

5. b – Eleven

6. b – May – September

**Unit 3 – South Africa****On Safari**

1 –

**2A**

spänning – excitement

världens underverk – the wonders of the world

bak på en lastbil – back of a truck

utforska – explore

jägare – hunter

noshörning – rhino

granatera – guarantee

professionell – professional

tält – tent

möjligen – might

återvända – return

världsarvsplats – heritage site

stig – trail

ond, öm – sore

klar flod – clear river

minnen – memories

**2B****Across:**

1. MIGHT

4. EXPLORE

6. CONTROLLED

7. GUARANTEE

8. HERITAGE SITE

11. HUNTERS

**Down:**

2. TRAILS

3. SPEND

5. RETURNING

10. TENTS

- 3
1. leopards
  2. mountains
  3. photos
  4. feet (har du en tidigare tryckning är 1:8 är svaret på fråga 4: women)
  5. beaches
  6. hunters
  7. elephants
  8. tents

4 –

**Unit 3 – South Africa****The Long March to Freedom****1 –**

- 2**
- sorter – types of
  - färgade – coloureds
  - ha betydelse – matter
  - makt – power
  - få rösta – allowed to vote
  - förstört, jämnat med marken – knocked down
  - utrustning – equipment
  - olycka – emergency
  - åtskiljda – separate
  - bänk – bench
  - begravningsplats – graveyard
  - val – election
  - skyldig – guilty

- 3**
1. born, four
  2. whites, government
  3. white, equipment
  4. white, apartheid
  5. stopped, President

**4 –**

**Unit 4 – American History****A Large Cup of Tea****1 –**

- 2** koloni – colony  
självständig – independent  
tvinga – force  
protestera – protest  
skatt – tax  
längta efter, vara sugen på – dying for  
smugglare – smuggler  
bära – carry  
bestämd – determined  
klä ut sig – dress up  
förkändnad – disguise  
gå ombord – board  
hamn – harbour

- 3** 1. who  
2. who  
3. which  
4. which  
5. which  
6. which

**4 –****4A –****4B –**



4C –

5            7  
              1  
              3  
              8  
              4  
              5  
              6  
              2

6 –

**Unit 4 – American History****Unexpected Visitors****1 –****2**

dyka upp – appear

laktta, studera – observe

besluta att – decide to

varelse – creature

sig själva – themselves

långsamt – slowly

stege – ladder

dräkt – suit

steg för mänskligheten – leap for mankind

språng, kliv – leap

gräva – dig

stoft – dust

lyfta, avgå – take off

tryckvåg – blast

motor – engine

blåste ner – blew over

**3 –****3B –**

- 4      which
- who
- who
- who
- who
- which
- which

5 –

**Unit 4 – American History****My father's sword**

1 –

2 –

3 –

- 4A**
1. He pointed at his old sword which was hanging above the fireplace.
  2. As I was walking out of the front door, my brother Charles yelled at me.
  3. On 1<sup>st</sup> of September I was fighting at Jonesborough near Atlanta.
  4. He was carrying my father's sword.

**4B –**

5 1 och 2;

Svaret ska vara i enlighet med nedanstående grammatikrutor.

**Grammar check****Verb**

Past progressive tense – preteritum i pågående form

När man berättar om något som har hänt och beskriver vad som hände just då, vid det specifika tillfället, använder man verbet tillsammans med was/were+ ändelsen -ing på huvud verbet. Detta gör man för att visa att något höll på att hända, att något var pågående.

*Exempel: Jenny was playing tennis when I saw her last week.*

Annars om något har hänt men inte vid ett särskilt tillfälle, räcker det med att låta verbet stå i preteritum.

*Exempel: Jenny played tennis last week.*



## Grammar check

### Who/ Which – som

Who används när man pratar om människor.

*Exempel: The girl who lives there is my cousin.*

Flickan som bor där är min kusin.

Which används när man pratar om saker.

*Exempel: The tree which blooms is an apple tree.*

Trädet som blommar är ett äppelträd.

Which kan också betyda "vilket".

*Exempel: The answers were right, which didn't surprise me.*

Svaren var rätt, vilket inte förvånade mig.



**Unit 5 – Inventions****Uncle Edward's Inventions****1 –**

- 2**            gett oss – set us  
                  uppfinnare – inventor  
                  form – shape  
                  hantel – dumbbell  
                  gå igång, starta – go off  
                  duntäcke – duvet  
                  vägleda – guide  
                  fast vid – attached to  
                  säkerligen – surely  
                  hinder – obstacle  
                  akvarium – fish tank  
                  rutschkana – slide

**3A –****3B –**

- 3C**            1. has begun  
                  2. Have, waken  
                  3. have, liked  
                  4. has drunk  
                  5. Have, slept  
                  6. have met  
                  7. has kept  
                  8. Have, thrown

4A –

4B –

4D

1. some
2. any
3. any
4. any
5. some
6. some
7. any
8. some
9. Some
10. Some

5

1. cricket
2. library
3. sneakers
4. clothes
5. spring break
6. no
7. cinema

6 –

**Unit 5 – Inventions****Computers Start Here****1 –****2**

kulram – abacus

räknande – arithmetic

beräkna – calculate

åtskilliga – several

avancerad – advanced

förkorta – shorten

mängd – amount

anställd – employee

jättesmå – tiny

platta – sliver

kisel – silicon

ström – current

Försvarsdepartementet – Department of Defence

motorväg – highway

**3A –****3B –****4**

1. false

2. false

3. true

4. false

5. true

6. false

7. true

8. false



**5A**

1. How old are you?
2. When is your birthday?
3. How many brothers and sisters have you got?
4. Do you have any pets?
5. What's your favourite colour?
6. Do you like to learn English?
7. What's the weather like?
8. Have you got any homework?

**5B –**

**Unit 5 – Inventions****Dollop – Stone Age Inventor**

1 –

2 mammoth steak – grotta

stange – underlig

piece of wood – träbit

bicycle – cykel

axe – yxa

square – kvadrat

reply – svara

made out of – gjord av

beam – stråla

spear – spjut

chop – hugga

roll – rulla

tribe – stam

wheel – hjul

3A –

3B –

4A –

4B –

**Unit 6 – Canada****Buddy explores Canada**

1 –

- 2 flygplats – airport  
äventyr – adventure  
anlända – arrive  
åka fyrhjuling – quadbike  
vattenskoter – jetski  
lätt – easy  
brorson/systerson – nephew  
forvandra – hike  
sätta upp – pitch  
cykelled – cycle trail  
avtala – arrange

**3A**

I will  
Jag ska, jag tänker, jag kommer att  
I will not  
Jag ska inte, jag tänker inte, jag kommer inte att

**3B**

That will be exciting.  
After that I will travel to Canada.  
I will learn when I get there.  
I hope that you won't fall and break a leg.  
He will teach me how to ice skate.  
I will be fine!

She will not do it.

He will swim tomorrow.

**3C –**

**3D –**

**4**

1. a quarter to six
2. half past five
3. half past seven
4. ten past nine
5. a quarter to three
6. five to two

**5**

Capital: Ottawa

Largest city: Toronto

Languages: English, French

Money: Canadian dollars

Largest lake: Great Bear

Popular sports: Swimming, ice hockey, cross country and alpine skiing, baseball, tennis, basketball, golf

**Unit 6 – Canada**

**The Silver Dreams Go Curling**

1 –

2A –

2B –

2C –

3A        1. Curling

            2. Ice hockey

            3. Tennis

3B –

**Unit 6 – Canada****A Canadian Story**

1 –

2A –

2B –

2C –

2D –

2E –

3           The pianist was playing a sad old tune.  
              He was covered in dirt from his boots to his shirt.  
              He emptied som gold on the bar.  
              One of you is a coward and a cheat.  
              And two guns blazed in the room.  
              As if in a dream, I heard a scream.  
              And the stranger lay dead in the arms of a girl.  
              The woman who held him – and stole his gold – was the lady that´s known as Sue.

4           playing – spelade  
              sat – satt  
              walked – gick  
              looked – tittade  
              emptied – tömde  
              heard – hörde  
              came – kom  
              think – tro  
              turned – vände  
              saw – såg

know – veta

blazed – flammade

met – mötte

pumped – pumpad

lay – låg

written – skrivit

say – säga

denying – förneka

held – höll

stole – stal

## Unit 7 – ICT

## The ICT Crew

1 –

- 2 massor – loads  
slå vad – bet  
webbkamera – web cam  
släkting – relative  
föra över, ladda upp – upload  
föredra – prefer  
i verkligheten – actually  
ännu – yet  
låtsas – pretend  
uppsats – essay  
samla in – collect  
trasig – broken  
skrivare – printer

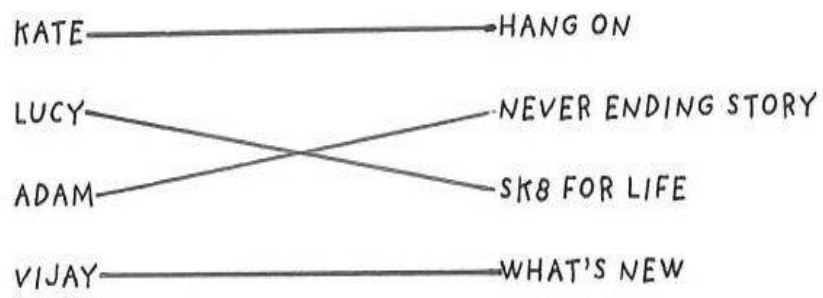
3A –

3B –

4

- |   |  |
|---|--|
| I can make my mother look much younger. | Min PC har det största minnet.               |
| My PC has bigger memory than yours.     | Jag kan få min mamma att se ung ut.          |
| We had the best holiday.                | Vi hade en bra semester.                     |
| I can make my mother look young.        | Min PC har större minne än din.              |
| My PC has the biggest memory.           | Jag kan få min mamma att se mycket yngre ut. |
| We had a good holiday.                  | Vi hade den bästa semestern.                 |





**Unit 7 – ICT****How ICT are you?**

1 –

2

kalkylblad – spreadsheet

verktyg, enhet – device

typ av tangentbord – input device

stavningskontroll – spell check

skrivare – printer

formatering – formatting

skuggning – shading

patron – bullet

säkerhetsåtgärd – security measure

fördel med – advantage of

bekvämlighet, smidighet – convenience

dyka upp – appear

hänga sig, låsa sig – freeze

förknippa med – associate with

3A

### 3A Word search

Find 14 adjectives.



3B

beautiful – ugly

bigger – smaller

clever – stupid

happiest – saddest

little – big, large, much

near – far

older – younger

quick – slow

slow – fast

soft – hard

stronger – weaker

tall – short

weak – strong

worse – better

**3C –**

**4**

1. hard copy

2. Powerpoint

3. keyboard

4. hardware

5. email

6. formatting

7. Windows

8. icon

**Unit 7 – ICT**

**The revolution Starts**

**1 –**

**2 –**

**3A**

stupid

better

quicker

faster

bigger

cleverer

cleaner

quieter

more efficient

better

**3B –**

**4A –**

**4B –**

**5 –**

**Unit 8 – India****A Monument to Love****1 –****2A –****2B**

1. Vi hade sprungit hela vägen hem.
3. Jag hade planerat en resa till London.
4. Tom hade gjort det igen.
5. Vi hade inte träffat Jones förut.
6. De hade druckit mycket vatten.
7. Lisa hade vuxit mycket under sommaren.
8. Sam och Paul hade redan ätit.
9. Flickan hade inte förstått ett ord.

**2C**

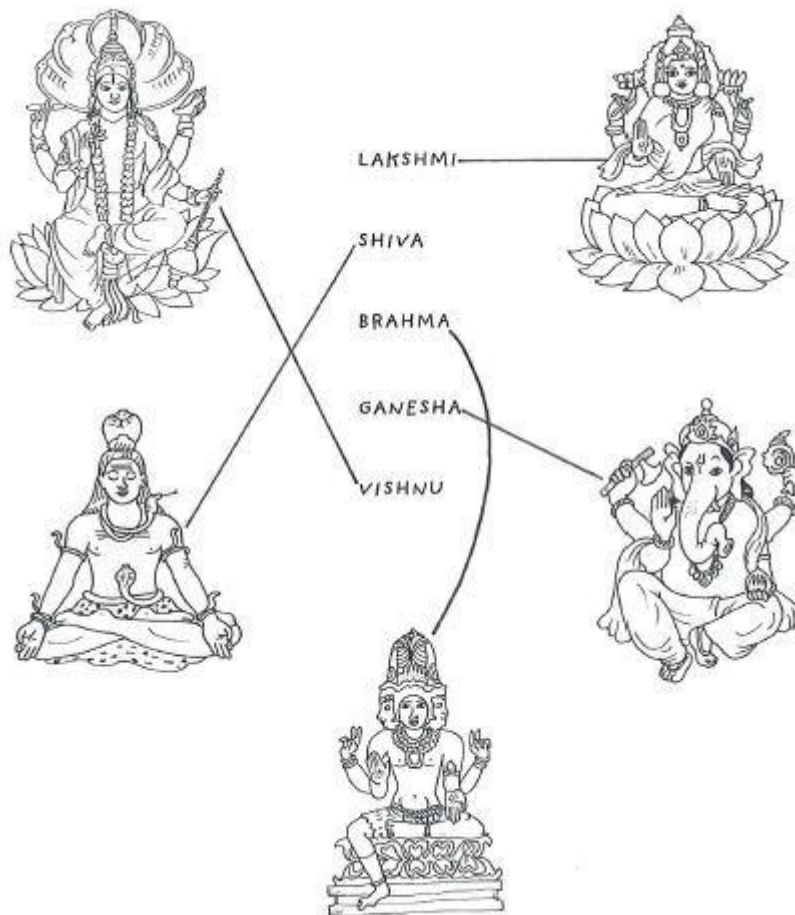
helped  
shone  
watched  
told  
lost  
sold  
stopped  
jumped

**3**

1. Dave
2. boat
3. cucumber

- 4. shoe
- 5. pig
- 6. boy
- 7. ball
- 8. swimming
- 9. sleep
- 10. monkey

4



- 5
- fotografi – photograph
  - projektarbete – project
  - besöka – visit
  - magnifik, storslagen – magnificent
  - byggnad – building
  - börja – begin
  - marmor – marble
  - arbetare – workmen
  - ta med – bring
  - utsida – outside
  - fontän – fountain
  - skapa – create
  - identisk – identical
  - gravvalv – burial vault
  - evighetens kind – cheek of eternity



**Unit 8 – India****Rupali's Day at School**

1 –

2	7	utbildning
	5	firande
	8	förbereda
	14	möjlighet, chans
	9	traditionell
	1	bära, ha på sig
	2	delta
	4	by
	6	tävling
	12	föregående
	10	årsdag
	3	tal
	15	arrangera
	13	tävling
	11	inklusive

**2B**

1. Traditional subjects
2. working
3. wear her schooluniform
4. singing contest
5. with a party

**3**

Man kan hitta alla orden i "bokstavsrutan" och alla ord ska därför markeras med X.

- 4
1. We had watched TV.
  2. Where had the dog gone?
  3. We had won the contest.
  4. Adam had made his homework.
  5. Kate had played football.
  6. I had helped Mum with the food.
  7. Our computer had broken.
  8. The horse had jumped over the stone.

5 –

**Unit 8 – India****Amir Takes the Train**

1 –

2A –

2B

**Across:**

1. COUNTRYSIDE

3. TIPS

6. PORTER

8. POLISH

10. CROWDED

11. EXCITED

13. COMPARTMENT

14. IRON

15. RESEARCH

**Down:**

1. CUSHION

2. ROUTE

4. SURROUND

5. DELIGHTED

7. CHEAP

9. FARM

11. EXPLORE

12. CARRIAGE

2C

1. He was working as a porter.
2. He was both excited and nervous.
3. He had researched the route of the train.
4. First class was comfortable.
5. Amir hoped to earn some generous tips.
6. on the train it was crowded and noisy.
7. Amir got to see very beautiful countryside.
8. He couldn't wait to explore the city.

3 –

- 4
1. false
  2. false
  3. false
  4. false
  5. true
  6. true
  7. true
  8. false
  9. false
  10. false

**Unit 9 – Love****Sid – The Great Lover**

1 –

- 2
1. wrong
  2. wrong
  3. wrong
  4. wrong
  5. right
  6. wrong
  7. right

3

- se frisk ut – look well  
fruktansvärt – dreadful  
bota – cure  
barnflicka, hemhjälp som bor i familjen – au pair  
veterinär – vet  
tillbringa – spend  
bli godkänd – pass  
prov – exam  
utfattig – penniless  
stilig – handsome  
någonsin – ever  
ta – catch  
raka vägen – straight  
avdelning – section  
krossad – broken  
kanske – perhaps

- 4
1. Hon ska arbeta i Tyskland som au pair.
  2. Jag kommer inte att träffa henne under en lång tid.
  3. Hon ska lära sig att prata tyska.
  4. Hon ska passa två små pojkar.
  5. Hon kommer att glömma mig.
  6. Hon ska bli veterinär.
  7. Hon kommer att träffa någon som är lång.
  8. Jag ska ta en buss.
  9. Jag ska gå raka vägen till poesiavdelningen.
  10. Jag är inte säker på att du kommer att må bättre.
  11. Jag tror att du kommer att gilla henne.

- 5
1. love
  2. sea
  3. the flowers
  4. beauty
  5. beautiful
  6. beautiful
  7. Eros
  8. goddess

**Unit 9 – Love**

**C U There**

**1 –**

**2A –**

**2B –**

**3A**

are you

tonight

Will you go too?

Will my bright red one be ok?

for me

see you there

please dance with her

know her

everyone

straight

lots of love

be right back

**3B –**

**4A**

1. darling

2. love

3. beautiful

4. heaven

5. love

6. heart

7. nothing

## Unit 9 – Love

## The greatest Love Stories

3 –

3B

## The Greatest Love Stories

Match the sentences with the right love story.

WUTHERING HEIGHTS

ROMEO AND JULIET

PRIDE AND PREJUDICE

William Shakespeare's most famous play.

It is a tale of a good man who turns evil when his beloved dies.

The two teenagers met at a party and immediately fell in love.

The Bollywood musical version of this story is called Bride and Prejudice.

Charles Bingley is new in town.

The story is set in the wilds of the wildest of Yorkshire.

4A

**Across:**

2. PLAY

4. TEENAGER

7. ESTATE

9. REFUSE

11. COURSE

12. PRIDE

13. CHALLENGE

18. THOUGHTLESS

**Down:**

1. TALE

2. PREJUDICE

3. WUTHERING HEIGHTS

5. INSPIRE

6. IMMEDIATELY

8. SELFISH

10. RENT

14. ADOPT

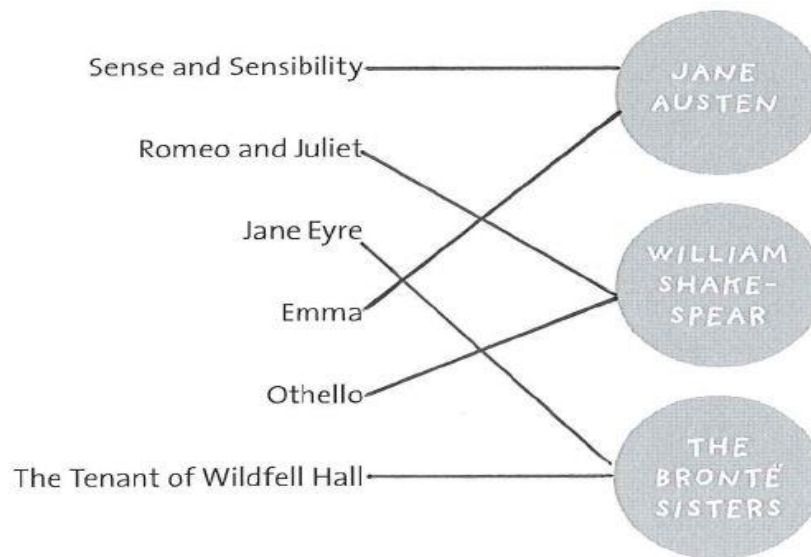
15. BEYOND

16. GYPSY

17. DUEL



4B



4C –